

M&J VALVE

AN SPX BRAND

RQ-8 Gate Valve

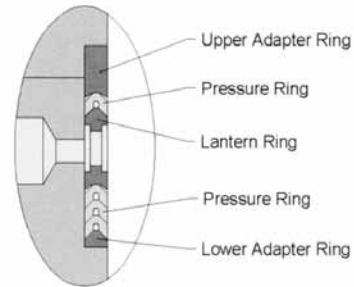
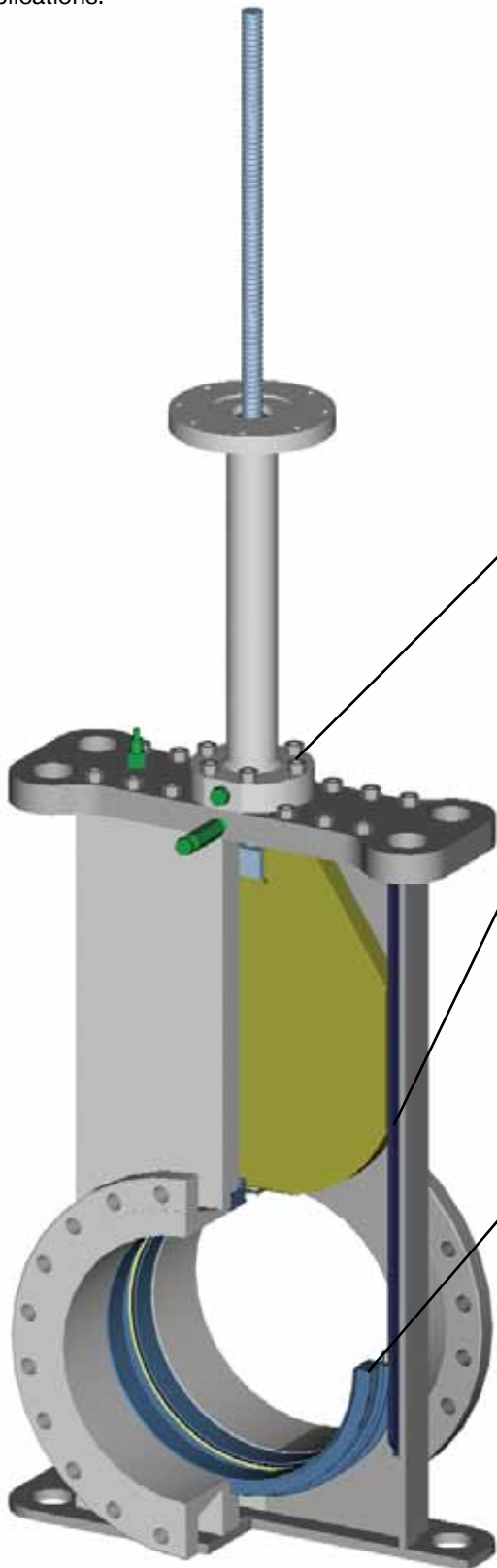


SPX[®]

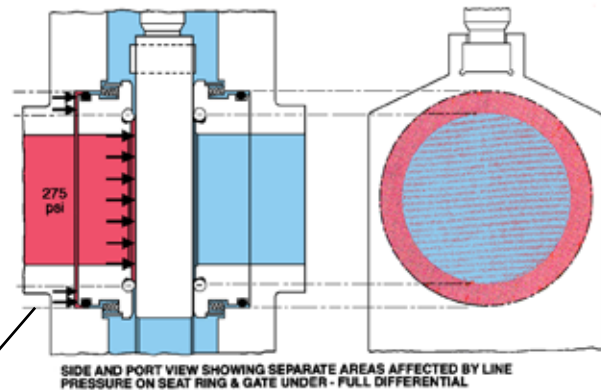
RQ8 Gate Valve

The M&J RQ-8 Gate Valve is intended for applications where a thru-conduit design is not required, ie. tank farms, manifolds, etc. The valve has almost all of the desirable features of the M&J M303 thru-conduit gate valve and provides a cost-effective solution for many valve applications.

M&J Gate Valves use a chevron type stem seal assembly. This assembly consist of several components including upper and lower adapter rings, pressure rings, and a lantern ring (see detail). The upper and lower adapter rings are used for stem seal alignment and support. A lantern ring placed between the upper and lower set of pressure rings provides for uniform distribution of stem packing pressure.

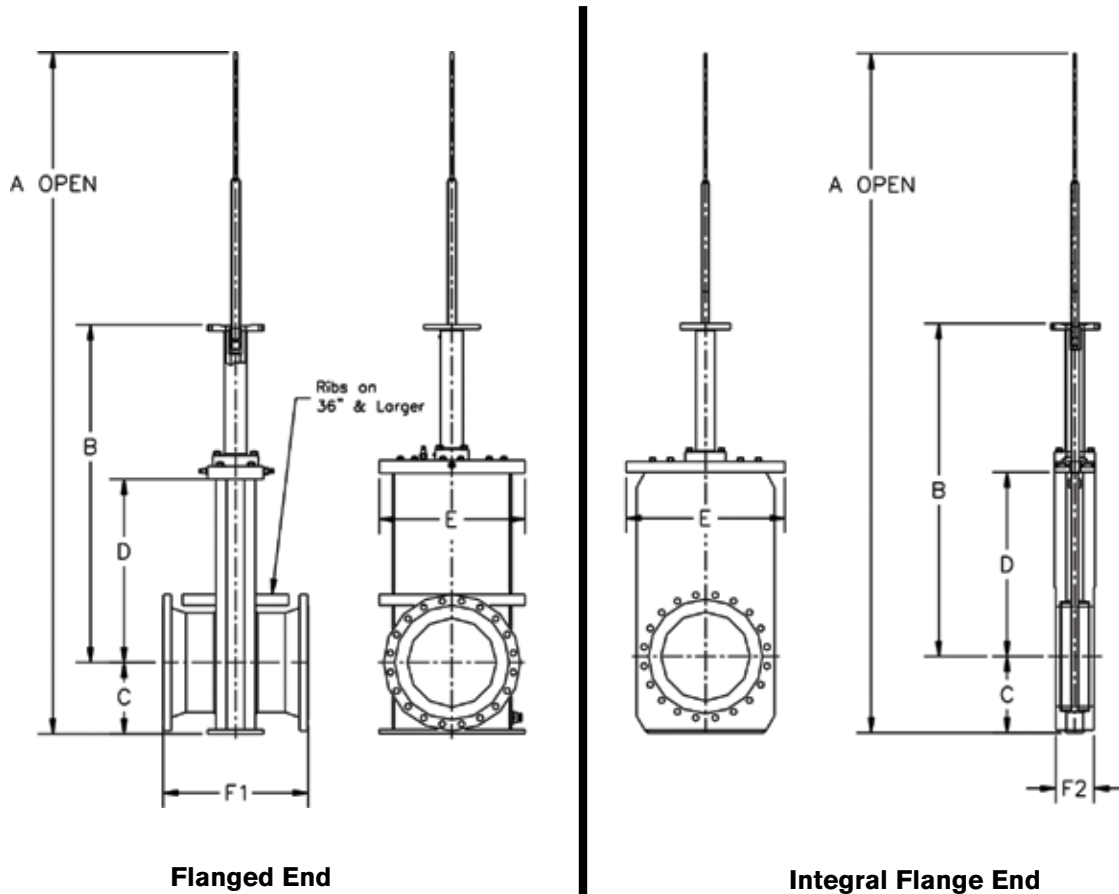


The seats are held firmly in the seat pocket by the unique spacer bar design when the gate is in the open position.



For low-pressure differential, the seat rings are mechanically energized by the springs. The gate thickness, being wider than the gap (provided by the spacer bars) between the two seat rings, pushes the seats back into their pockets when the gate is closed. This causes the pre-compressed springs to engage the recessed spring ledge machined into the body. The uniform mechanical force exerted evenly by the springs around the entire seat sealing surface is sufficient for low pressure differential sealing.

Dimensional Data



VALVE DIMENSIONS Inches (mm)								Weight Lbs (Kg)
SIZE/ SERIES	A	B	C	D	E	F1	F2	
16" 150	115.88 (2943)	56.75 (1441)	12.75 (324)	33.00 (838)	29.75 (756)	16.00 (508)	7.25 (184)	1680 (762)
18" 150	126.75 (3219)		13.25 (337)	34.50 (876)	32.25 (819)	17.00 (432)	7.75 (197)	1905 (864)
20" 150	135.38 (3439)	66.75 (2000)	14.50 (368)	36.88 (937)	33.75 (857)	18.00 (457)	7.75 (197)	2315 (1050)
24" 150	157.63 (4004)	78.75 (2000)	16.75 (425)	43.88 (1092)	37.75 (959)	20.00 (508)	7.75 (197)	3500 (1587)
26" 150	171.63 (4359)	87.13 (2213)	17.88 (454)	48.63 (1235)	40.25(1022)	22.00 (559)	7.75 (197)	4150 (1882)
28" 150	177.50 (4509)	89.00 (2261)	19.00 (483)	49.25 (1251)	41.75 (1060)	24.00 (610)	7.75 (197)	4895 (2220)
30" 150	190.75 (4845)	95.63 (2429)	20.38 (518)	53.13 (1349)	43.75 (1111)	24.00 (610)	7.75 (197)	6795 (3082)
34" 150	212.31 (5393)	107.44 (2729)	22.25 (565)	60.13 (1527)	47.88 (1216)	30.00 (762)	8.75 (222)	10596 (4805)
36" 150	220.19 (5593)	111.50 (2832)	24.00 (610)	61.75 (1568)	49.75 (1264)	28.00 (711)	8.75 (222)	12500 (5669)
40" 150	242.56 (6161)	124.13 (3153)	26.63 (676)	69.25 (1759)	55.50 (1410)	62.00 (1575)	*	16500 (7480)
42" 150	262.44 (6666)	132.38 (3362)	27.75 (705)	74.25 (1883)	57.25 (1454)	64.00 (1626)	*	18200 (8254)
48" 150	288.44 (7326)	147.25 (3740)	31.00 (787)	82.00 (2083)	62.25 (1581)	71.00 (1803)	*	23900 (10839)

Note: For other sizes/pressure classes, consult factory.

* Consult Factory

Note: All valves are manufactured & tested in accordance with API 6D.



Your local contact:



SPX Flow Control
19191 Hempstead Hwy
Houston, TX 77065
Phone: (800) 231-3690 Fax: (281) 807-2829
E-mail: mjvalve@spx.com

For more information about our worldwide locations, approvals, certifications, and local representatives, please visit www.spxfc.com.

SPX Corporation reserves the right to incorporate our latest design and material changes without notice or obligation.

Design features, materials of construction and dimensional data, as described in this bulletin, are provided for your information only and should not be relied upon unless confirmed in writing. Certified drawings are available upon request.