

Uniglide-e

SINGLE STAGE, DOUBLE ENTRY, AXIALLY SPLIT CASING PUMP


PUMP OVERVIEW

The ClydeUnion Pumps Uniglide-e range is the latest generation of axially split, double entry pumps. This range has been developed using the latest 3D and FEA analysis software together with extensive consultation of major users. This has produced an advanced pump which provides total reliability and reduced whole life costs:

- 48 individual pump frames sizes divided into 7 modular shaft groupings
- Horizontal and vertical configurations available
- Standard cartridge bearing and seal assemblies facilitate easy maintenance
- Material options available for non-corrosive and corrosive applications including seawater
- Bearing configuration automatically selected to match specific pump duty
- WRAS and NSF coatings suitable for potable water available
- Designed for both 50Hz and 60Hz markets
- Clockwise and anti-clockwise rotation available
- British Pump Manufacturers Association Product Award: 'Technology Innovation of the Year 2005'

TYPICAL APPLICATIONS

- Water treatment, supply + distribution
- Desalination
- District heating + district cooling
- Power auxiliaries
- Mining
- Metal manufacturing
- Chemical + petrochemical industries
- General industrial applications
- Building services
- Irrigation
- Cooling water



TECHNICAL DATA


- Capacity:** up to 17,600 USgpm / 4,000 m³/hr
- Delivery head:** up to 650 ft / 200 m
- Temperature:** up to 180 °F / 80 °C
- Speeds:** up to 1,800 rpm
- Flange drilling:** ANSI or BS

MATERIAL SPECIFICATION	CASING	IMPELLER	SHAFT
SPEC J	Cast Iron	Stainless Steel	Stainless Steel
SPEC A8	Stainless Steel	Stainless Steel	Super Duplex
SPEC D1	Duplex	Duplex	Super Duplex
SPEC D2	Super Duplex	Super Duplex	Super Duplex

Please Note: A wide range of additional materials are available on request

FEATURES + BENEFITS

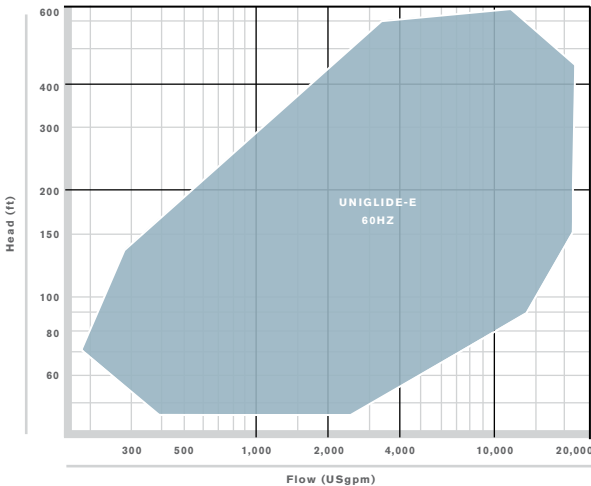
- 1 Low energy costs**
Hydraulic design provides low NPSH, stable characteristics and high efficiency further enhanced with internal coating on cast iron casings and polished internals for steel alloy applications
- 2 Improved seal reliability**
Unique adaptor design allows fitment of all major suppliers cartridge seal assemblies
- 3 Extended shaft life**
Shaft designed to minimize dynamic shaft deflection and provide ample safety factor in rotation speed, ensuring an extended shaft life
- 4 Ease of maintenance**
Split casing design simplifies maintenance by allowing access to pump rotor without disturbing pipework or driver. Additionally cartridge bearings and seals can be changed in a fraction of the time taken on a conventional axially split case product
- 5 Increased component life**
Stainless steel impeller as standard and steel alloy impeller for selected applications, offer superior corrosion protection and optimum lifetime operation. Absence of impeller key eliminates the potential for fretting and fatigue failures. All spare impellers are mounted on a new shaft as standard
- 6 Wear options**
For economical renewal of operational clearances, replaceable metallic wear rings are fitted as standard, which reduces pressure leakage and improves the overall efficiency. Composite wear rings are available as a standard option
- 7 Double volute casing design**
Radial thrust reduced by utilizing double volute casing design on all but the smallest frames offering improved efficiency, minimized vibration and extended seal and bearing life



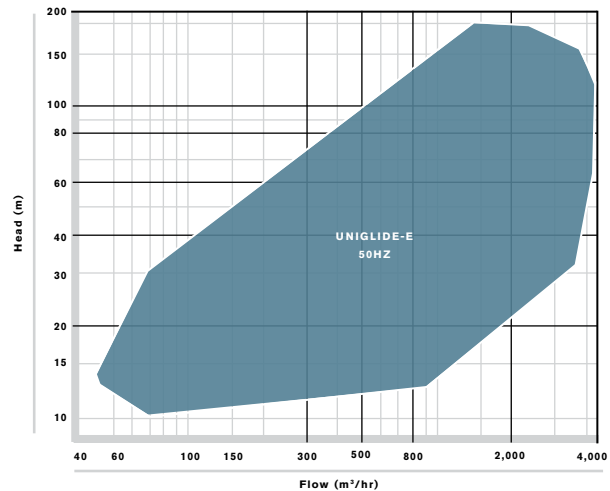
- 8 Double entry impeller**
Hydraulically balanced impeller designed with optimized geometry provides high efficiency and low NPSH whilst minimizing axial thrust for extended bearing and seal life
- 9 Horizontal / vertical arrangement**
Rigid integrally cast feet allows mounting arrangement to be horizontal or vertical. Vertical pumps are fitted with a product lubricated bottom bearing as standard

RANGE COVERAGE CHARTS

60HZ RANGE CHART



50HZ RANGE CHART



These charts cover the standard pump range. Other engineering designs exist for extreme applications

SPX

P: +44 (0)141 637 7141 F: +44 (0)141 633 2399 E: cu.sales@spx.com

For more information about our worldwide locations, approvals, certifications, and local representatives, please visit www.spx.com.

SPX Corporation reserves the right to incorporate our latest design and material changes without notice or obligation. Design features, materials of construction and dimensional data, as described in this bulletin, are provided for your information only and should not be relied upon unless confirmed in writing.

CUP-04-UNIE-USA-02

COPYRIGHT © 2012 SPX Corporation